


Chip Fuses



Description

- High inrush current withstanding capability
- Compatible with reflow and wave solder
- Rugged ceramic and glass construction
- Excellent environmental performance
- RoHS Compliant ,Lead Free & Halogen Free material

Electrical Characteristics

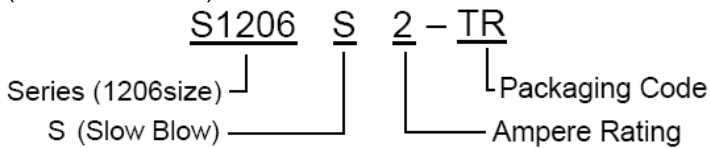
Ampere Rating	% of Amp Rating	Opening Time
1A-7A	100%	4 Hours Minimum
1A-7A	200%	1~120 Seconds
1A-7A	300%	0.1~3 Seconds
1A-7A	800%	0.002~0.05 Seconds

Application

- Telecommunication: PDA / DSL
- Computers: LCD Panel / Printers/ Laptop/ Servers
- Consumer Electronics: DVD player / MP3 MP4 Player

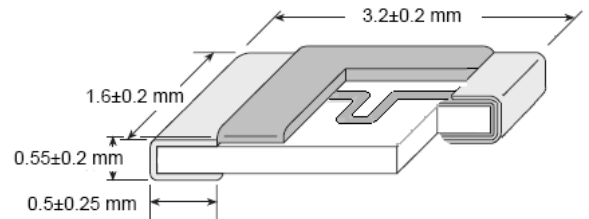
Ordering

- Specify Packaging and product code (i.e. S1206S2-TR)

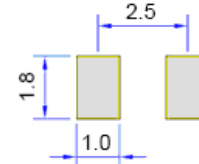


Note: TR: 3,000 pieces of fuses on 8mm tape-and-reel on a 7 inch (178mm) reel per EIA Standard 481

Dimensions



Land Pattern (mm)



Soldering Method

- Wave soldering: 260°C, 10sec max.
- Reflow soldering: 260°C, 30sec max.

Environmental Data

- Life Test: MIL-STD-202, Method 108D
- Humidity Bias: MIL-STD-202, Method 103
- Moisture Resistance Test: MIL-STD-202, Method 106G
- Thermal Shock: MIL-STD-202, Method 107G
- Terminal Strength Test: AEC-Q200-006
- Board Flex: AEC-Q200-005
- Vibration: MIL-STD-202, Method 204C
- Mechanical Shock: MIL-STD-202, Method 213C
- Solderability: ANSI/J-STD-002
- Resistance to Solder Heat: MIL-STD-202, Method 210B
- Resistance to Solvents Test: MIL-STD-202, Method 215

Electrical Specifications						
Product Code	Current Rating	Voltage Rating DC	Interrupting Rating*	Resistance (ohms)** Typ.	Typical Melt I ² t *** (A ² s)	Alpha Code Marking
S1206S1	1A	63V	50A	0.42	0.10	H
S1206S1.25	1.25A	63V	50A	0.25	0.22	J
S1206S1.5	1.5A	63V	50A	0.21	0.25	K
S1206S2	2A	63V	50A	0.13	0.59	N
S1206S2.5	2.5A	32V	50A	0.08	0.88	O
S1206S3	3A	32V	50A	0.05	1.10	P
S1206S3.5	3.5A	32V	50A	0.036	1.55	R
S1206S4	4A	32V	50A	0.03	2.30	S
S1206S4.5	4.5A	32V	50A	0.025	3.55	X
S1206S5	5A	32V	50A	0.02	5.40	T
S1206S5.5	5.5A	24V	60A	0.016	6.20	▲
S1206S6	6A	24V	60A	0.013	8.10	Y
S1206S7	7A	24V	60A	0.012	9.88	U

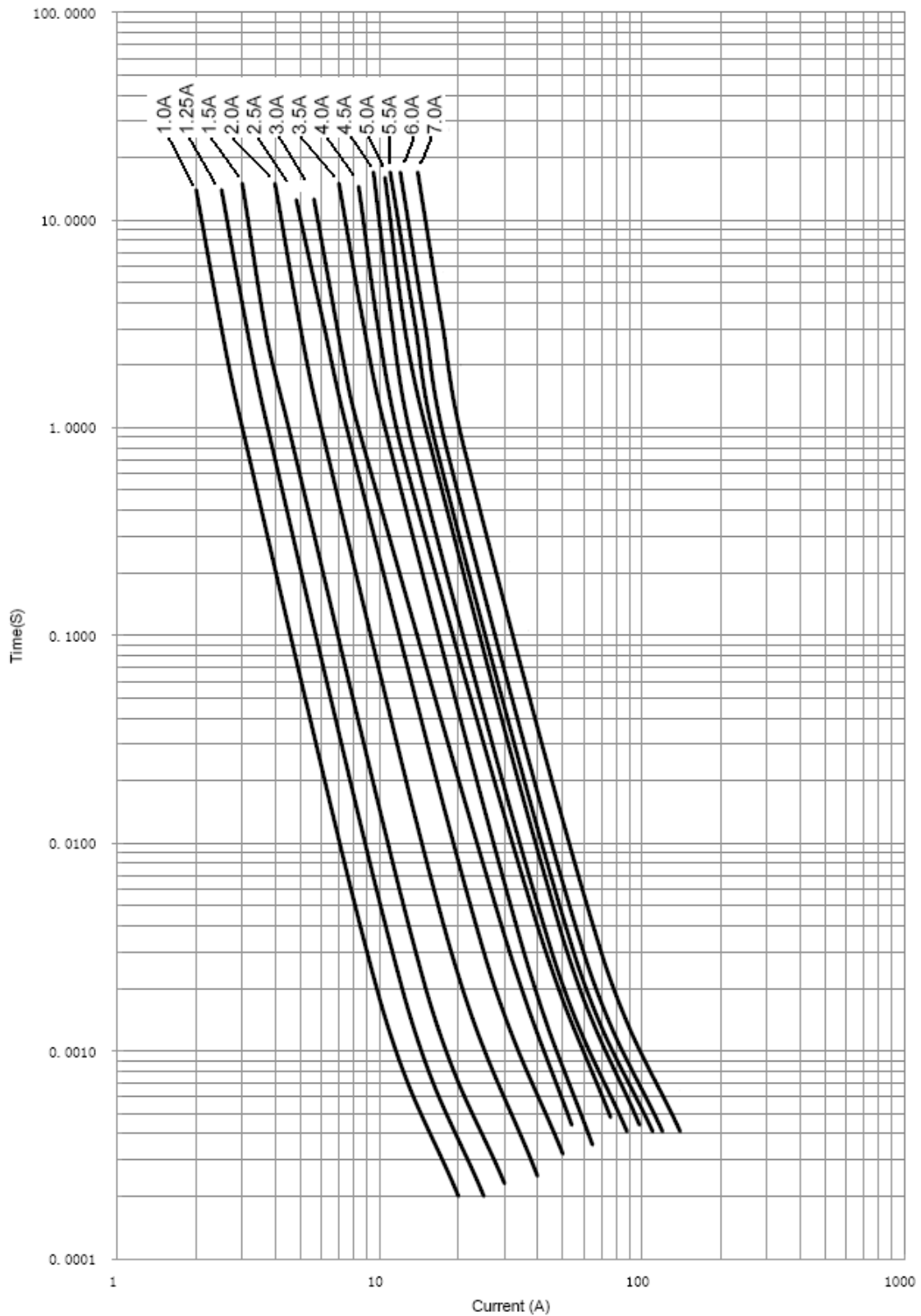
*: DC interrupting rating (Measured at rated voltage, time constant of less than 50 microseconds, battery source)

**DC Cold Resistance (Measured at 10% of rated current)

*** Typical Melting I²t (Measured with a battery bank at rated DC voltage and at 0.001 second clear time, time constant of calibrated circuit less than 50 microseconds)

Device designed to carry rated current for four hours minimum. An operating current of 75% or less of rated current is recommended, with further derating required at elevated ambient temperatures.

Time Current Curve



Contact information:

HongKong Selittel Electronic Co., Limited

Address: Jinyinling industrial park, Hengkeng, Liaobu town, Dongguan city, Guangdong Province

TEL: 086-769-83218762, 22498696, 23067981, 22387758

WEBSITE: <http://www.sellifuse.com>