


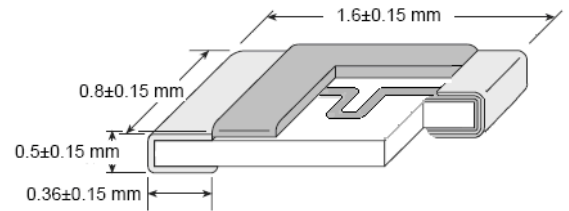
Chip Fuses



Description

- High inrush current withstanding capability
- Compatible with reflow and wave solder
- Rugged ceramic and glass construction
- Excellent environmental performance
- RoHS Compliant ,Lead Free & Halogen Free material

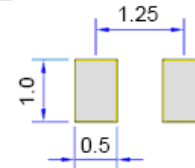
Dimensions



Electrical Characteristics

Ampere Rating	% of Amp Rating	Opening Time
1A-5A	100%	4 Hours Minimum
1A-5A	200%	1~120 Seconds
1A-5A	300%	0.1~3 Seconds
1A-5A	800%	0.001~0.05 Seconds

Land Pattern (mm)

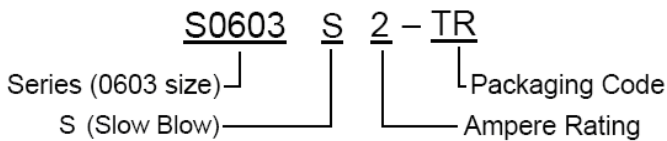


Application

- Telecommunication: Cell Phones / PDA / DSL
- Computers: LCD Panel / Printers/ Laptop/ Servers
- Consumer Electronics: DVD player / MP3 MP4 Player

Ordering

- Specify Packaging and product code (i.e. S0603S2-TR)



Note: TR: 5,000 pieces of fuses on 8mm tape-and-reel on a 7 inch (178mm) reel per EIA Standard 481

Soldering Method

- Wave soldering: 260°C, 10sec max.
- Reflow soldering: 260°C, 30sec max.

Environmental Data

- Life Test: MIL-STD-202, Method 108A
- Humidity Bias: MIL-STD-202, Method 103
- Moisture Resistance Test: MIL-STD-202, Method 106G
- Thermal Shock: MIL-STD-202, Method 107G
- Terminal Strength Test: AEC-Q200-005 Appendix 2 Note: 1mm (Min)
- Vibration: MIL-STD-202, Method 204D
- Mechanical Shock: MIL-STD-202, Method 213B
- Solderability: ANSI/J-STD-002
- Resistance to Solder Heat: MIL-STD-202, Method 210A
- Resistance to Solvents Test: MIL-STD-202, Method 215A

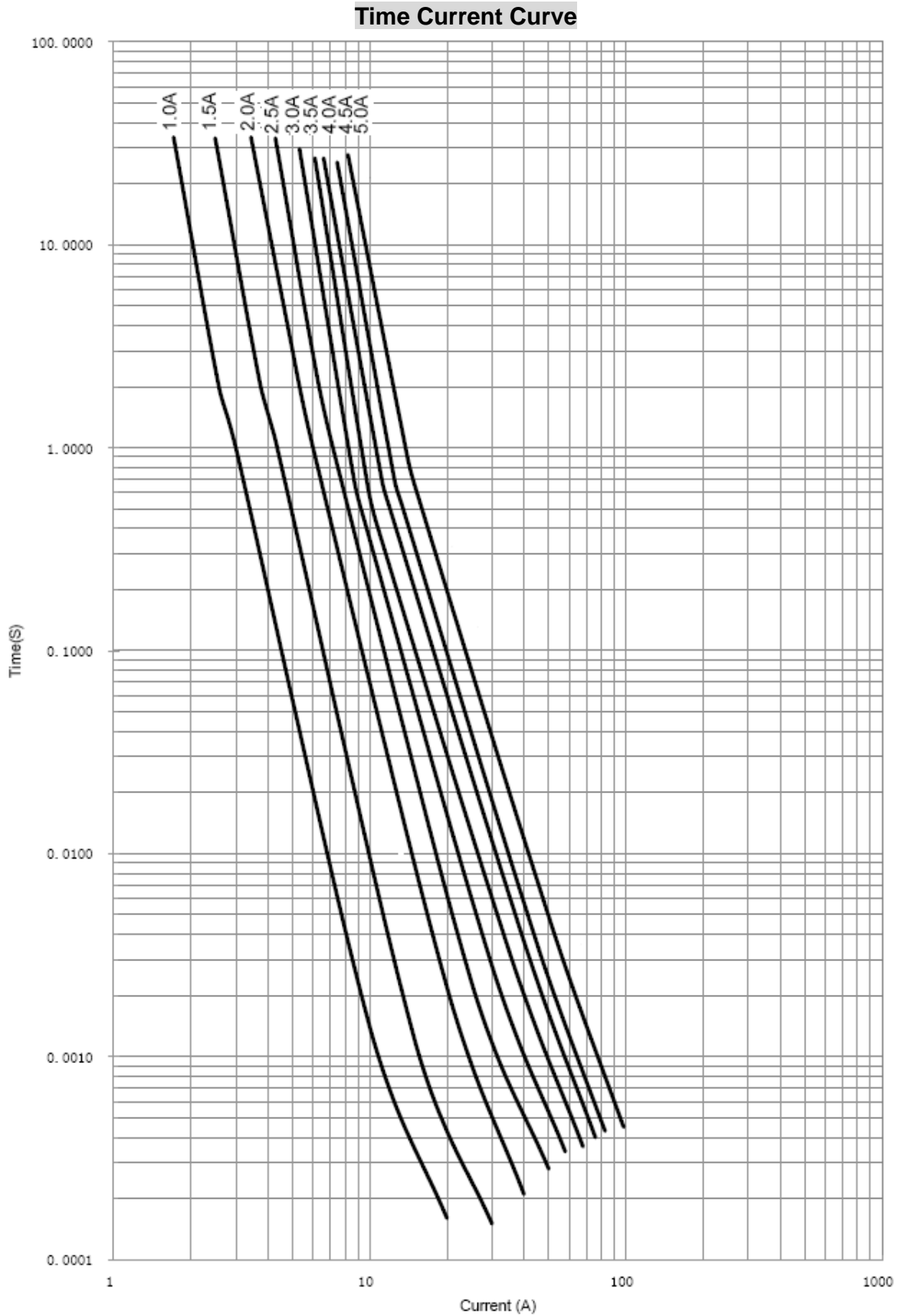
Electrical Specifications						
Product Code	Current Rating	Voltage Rating DC	Interrupting Rating*	Resistance (ohms)** Typ.	Typical Melt I ² t *** DC (A ² s)	Alpha Code Marking
S0603S1	1A	32V	35A	0.25	0.09	H
S0603S1.5	1.5A	32V	35A	0.13	0.19	K
S0603S2	2A	32V	35A	0.07	0.30	N
S0603S2.5	2.5A	32V	35A	0.05	0.61	O
S0603S3	3A	32V	35A	0.035	0.83	P
S0603S3.5	3.5A	32V	35A	0.024	1.23	R
S0603S4	4A	32V	35A	0.02	2.22	S
S0603S4.5	4.5A	32V	35A	0.016	2.74	X
S0603S5	5A	32V	35A	0.013	3.40	T

* DC interrupting rating (Measured at rated voltage, time constant of less than 50 microseconds, battery source)

**DC Cold Resistance (Measured at 10% of rated current)

*** Typical Melting I²t (Measured with a battery bank at rated DC voltage and at 0.001 second clearing time, time constant of calibrated circuit less than 50 microseconds) **** Typical Device designed to carry rated current for four hours minimum. An operating current of 75% or less of rated current is recommended, with further derating required at elevated ambient temperatures.

Chip Fuses



Contact information:

HongKong Selittel Electronic Co., Limited

Address: Jinyinling industrial park, Hengkeng, Liaobu town, Dongguan city, Guangdong Province

TEL: 086-769-83218762, 22498696, 23067981, 22387758

WEBSITE: <http://www.sellifuse.com>