


### Chip Fuses



#### Description

- Fast acting for excessive current
- Compatible with reflow and wave solder
- Rugged ceramic and glass construction
- Excellent environmental performance
- RoHS Compliant ,Lead Free & Halogen Free material

#### Electrical Characteristics

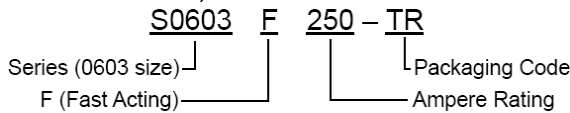
Ampere Rating	% of Amp Rating	Opening Time
250mA-6A	100%	4 Hours Minimum
250mA-6A	250%	5 Seconds Maximum

#### Application

- Telecommunication: Cell Phones / PDA / DSL
- Computers: LCD Panel / Printers/ Laptop/ Servers
- Consumer Electronics: DVD player / MP3 MP4 Player

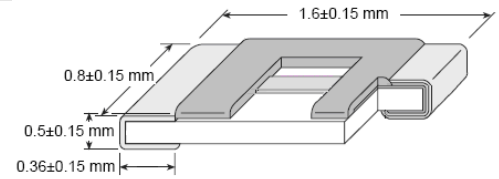
#### Ordering

- Specify Packaging and product code (i.e. S0603F250-TR)

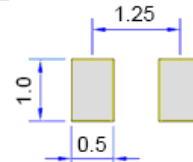


Note: TR: 5,000 pieces of fuses on 8mm tape-and-reel on a 7 inch (178mm) reel per EIA Standard 481

#### Dimensions



#### Land Pattern (mm)



#### Soldering Method

- Wave soldering: 260°C, 10sec max.
- Reflow soldering: 260°C, 30sec max.

#### Environmental Data

- Life Test: MIL-STD-202, Method 108A
- Humidity Bias: MIL-STD-202, Method 103
- Moisture Resistance Test: MIL-STD-202, Method 106G
- Thermal Shock: MIL-STD-202, Method 107G
- Board Flex: AEC-Q200-005 Appendix 2 Note:1mm (Min)
- Vibration: MIL-STD-202, Method 204D
- Mechanical Shock: MIL-STD-202, Method 213B
- Solderability: MIL-STD-202 Method 208H
- Resistance to Solder Heat: MIL-STD-202, Method 210A

Electrical Specifications								
Product Code	Current Rating	Voltage Rating		Interrupting Rating*	Resistance (ohms)** Typ.	Typical Melt I <sup>2</sup> t *** DC (A <sup>2</sup> s)	Typical Voltage Drop (V)****	Alpha Code Marking *****
		AC	DC					
S0603F250	250mA	32V	32V	50A	5.1	0.0004	1.3	D
S0603F375	375mA	32V	32V	50A	2.4	0.0009	0.93	E
S0603F500	500mA	32V	32V	50A	1.1	0.0018	0.66	F
S0603F750	750mA	32V	32V	50A	0.7	0.0070	0.58	G
S0603F1	1A	32V	32V	50A	0.23	0.015	0.25	H
S0603F1.25	1.25A	32V	32V	35A	0.165	0.022	0.19	J
S0603F1.5	1.5A	32V	32V	35A	0.125	0.032	0.18	K
S0603F1.75	1.75A	32V	32V	35A	0.08	0.048	0.17	M
S0603F2	2A	32V	32V	35A	0.063	0.052	0.17	N
S0603F2.5	2.5A	32V	32V	35A	0.04	0.061	0.13	O
S0603F3	3A	32V	32V	35A	0.028	0.070	0.12	P
S0603F3.5	3.5A	32V	32V	35A	0.022	0.122	0.11	R
S0603F4	4A	32V	32V	35A	0.018	0.220	0.11	S
S0603F5	5A	32V	32V	35A	0.011	0.680	0.11	T
S0603F6	6A	32V	32V	35A	0.008	0.920	0.10	Y

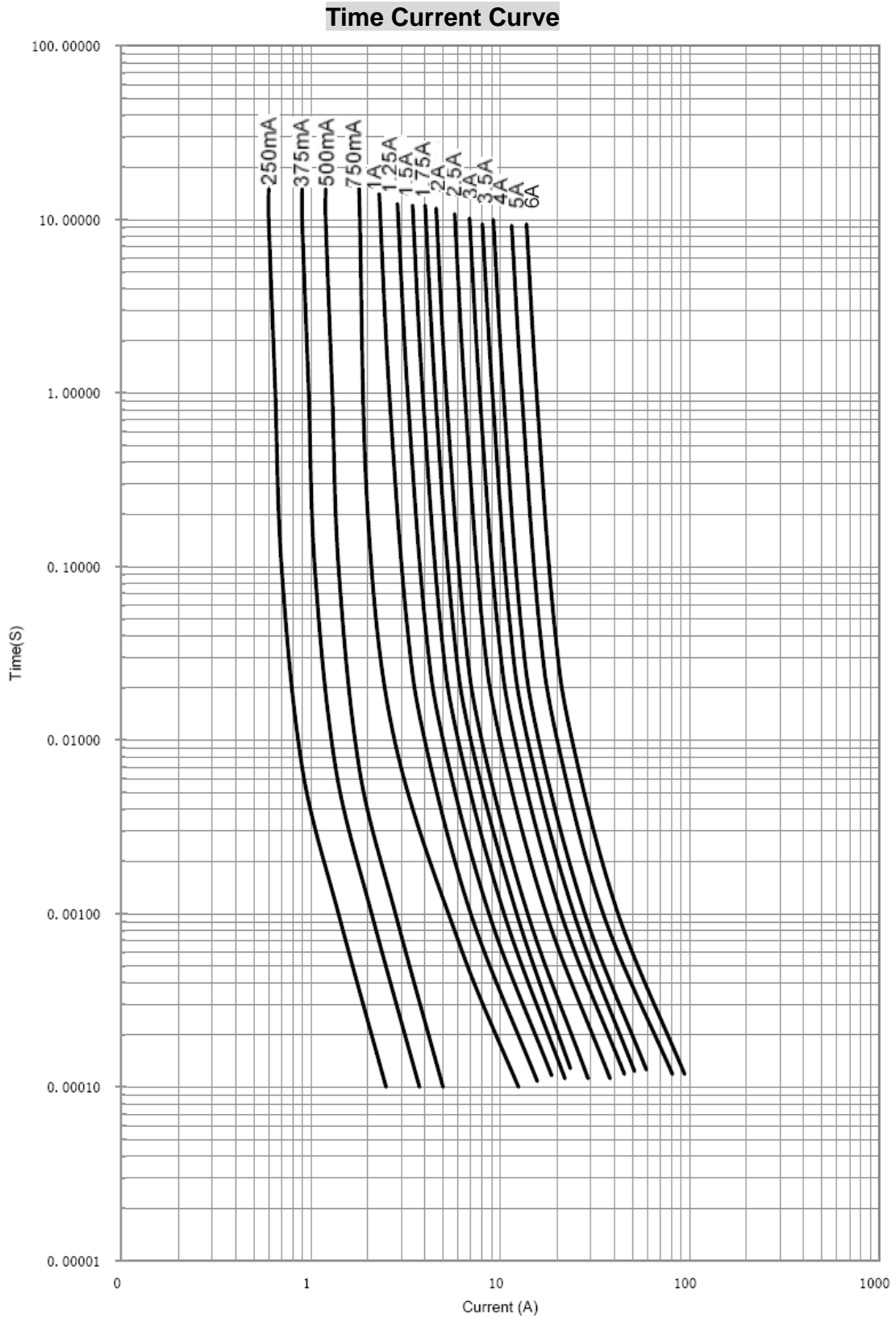
\*AC Interrupting Rating (Measured at rated voltage with a unity power factor); DC interrupting rating (Measured at rated voltage, time constant of less than 50 microseconds, battery source)

\*\*DC Cold Resistance (Measured at 10% of rated current)

\*\*\* Typical Melting I<sup>2</sup>t (Measured with a battery bank at rated DC voltage, 10x-rated current, not to exceed IR, time constant of calibrated circuit less than 50 microseconds) (4A, 5A&6A measured at interrupting rating)

\*\*\*\* Typical Voltage drop (measured at rated current after temperature stabilizes)

Device designed to carry rated current for four hours minimum. An operating current of 75% or less of rated current is recommended, with further derating required at elevated ambient temperatures.



Contact information:

HongKong Selittel Electronic Co., Limited

Address: Jinyinling industrial park, Hengkeng, Liaobu town, Dongguan city, Guangdong Province

TEL: 086-769-83218762, 22498696, 23067981, 22387758

WEBSITE: <http://www.sellifuse.com>